

## Public Document Pack

# Children and Families Scrutiny Panel

Thursday, 25th June, 2015  
at 5.30 pm

### **PLEASE NOTE TIME OF MEETING**

Conference Room 3 - Civic Centre

This meeting is open to the public

#### **Members**

Councillor Keogh (Chair)  
Councillor L Harris  
Councillor Lloyd  
Councillor McEwing  
Councillor O'Neill  
Councillor Painton  
Councillor Spicer  
Mrs U Topp  
Revd. J Williams

#### **Contacts**

Senior Democratic Support Officer  
Natalie Noke  
Tel: 023 8083 3950  
Email: [natalie.noke@southampton.gov.uk](mailto:natalie.noke@southampton.gov.uk)

Improvement Manager  
Mark Pirnie  
Tel: 023 8083 3886  
Email: [mark.pirnie@southampton.gov.uk](mailto:mark.pirnie@southampton.gov.uk)

# **PUBLIC INFORMATION**

## **CHILDREN AND FAMILIES SCRUTINY PANEL**

**Role of this Scrutiny Panel:** To undertake the scrutiny of Children and Families Services in the City, including the Multi Agency Safeguarding Hub (MASH), Early Help, Specialist & Core Service, looked after children, education and early years and youth offending services, unless they are forward plan items. In such circumstances members of the Children and Families Scrutiny Panel will be invited to the relevant Overview and Scrutiny Management Committee meeting where they are discussed.

### **Terms Of Reference:-**

Scrutiny of Children and Families Services in the City to include:

- Monitoring the implementation and challenging the progress of the Council's action plan to address the recommendations made by Ofsted following their inspection of Children's Services in Southampton and review of Southampton Local Safeguarding Children Board (LSCB) in July 2014.
- Regular scrutiny of the performance of multi-agency arrangements for the provision of early help and services to children and their families.
- Scrutiny of early years and education including the implementation of the Vision for Learning 2014 – 2024.
- Scrutiny of the development and implementation of the Youth Justice Strategy developed by the Youth Offending Board.
- Referring issues to the Chair of the LSCB and the Corporate Parenting Committee.

### **Public Representations**

At the discretion of the Chair, members of the public may address the meeting on any report included on the agenda in which they have a relevant interest. Any member of the public wishing to address the meeting should advise the Democratic Support Officer (DSO) whose contact details are on the front sheet of the agenda.

**Access** – access is available for the disabled. Please contact the Democratic Support Officer who will help to make any necessary arrangements.

### **Business to be Discussed**

Only those items listed on the attached agenda may be considered at this meeting.

**QUORUM** The minimum number of appointed Members required to be in attendance to hold the meeting is 3.

**Smoking policy** – the Council operates a no-smoking policy in all civic buildings.

**Use of Social Media:-** The Council supports the video or audio recording of meetings open to the public, for either live or subsequent broadcast. However, if, in the Chair's opinion, a person filming or recording a meeting or taking photographs is interrupting proceedings or causing a disturbance, under the Council's Standing Orders the person can be ordered to stop their activity, or to leave the meeting.

**Mobile Telephones:-** Please switch your mobile telephones to silent whilst in the meeting

### **Rules of Procedure**

The meeting is governed by the Council Procedure Rules and the Overview and Scrutiny Procedure Rules as set out in Part 4 of the Constitution.

**Fire Procedure** – in the event of a fire or other emergency a continuous alarm will sound and you will be advised by Council officers what action to take

## Southampton City Council's Priorities

- Jobs for local people
- Prevention and early intervention
- Protecting vulnerable people
- Affordable housing
- Services for all
- City pride
- A sustainable Council

## Dates of Meetings: Municipal Year

2015	2016
20 <sup>th</sup> August	18 <sup>th</sup> February
22 <sup>nd</sup> October	21 <sup>st</sup> April
17 <sup>th</sup> December	

## DISCLOSURE OF INTERESTS

Members are required to disclose, in accordance with the Members' Code of Conduct, **both** the existence **and** nature of any "Disclosable Pecuniary Interest" or "Other Interest" they may have in relation to matters for consideration on this Agenda.

### DISCLOSABLE PECUNIARY INTERESTS

A Member must regard himself or herself as having a Disclosable Pecuniary Interest in any matter that they or their spouse, partner, a person they are living with as husband or wife, or a person with whom they are living as if they were a civil partner in relation to:

(i) Any employment, office, trade, profession or vocation carried on for profit or gain.

(ii) Sponsorship:

Any payment or provision of any other financial benefit (other than from Southampton City Council) made or provided within the relevant period in respect of any expense incurred by you in carrying out duties as a member, or towards your election expenses. This includes any payment or financial benefit from a trade union within the meaning of the Trade Union and Labour Relations (Consolidation) Act 1992.

(iii) Any contract which is made between you / your spouse etc (or a body in which the you / your spouse etc has a beneficial interest) and Southampton City Council under which goods or services are to be provided or works are to be executed, and which has not been fully discharged.

(iv) Any beneficial interest in land which is within the area of Southampton.

(v) Any license (held alone or jointly with others) to occupy land in the area of Southampton for a month or longer.

(vi) Any tenancy where (to your knowledge) the landlord is Southampton City Council and the tenant is a body in which you / your spouse etc has a beneficial interests.

(vii) Any beneficial interest in securities of a body where that body (to your knowledge) has a place of business or land in the area of Southampton, and either:

- a) the total nominal value of the securities exceeds £25,000 or one hundredth of the total issued share capital of that body, or
- b) if the share capital of that body is of more than one class, the total nominal value of the shares of any one class in which you / your spouse etc has a beneficial interest that exceeds one hundredth of the total issued share capital of that class.

### **Other Interests**

A Member must regard himself or herself as having an 'Other Interest' in any membership of, or occupation of a position of general control or management in:

Any body to which they have been appointed or nominated by Southampton City Council

Any public authority or body exercising functions of a public nature

Any body directed to charitable purposes

Any body whose principal purpose includes the influence of public opinion or policy

### **Principles of Decision Making**

All decisions of the Council will be made in accordance with the following principles:-

- proportionality (i.e. the action must be proportionate to the desired outcome);
- due consultation and the taking of professional advice from officers;
- respect for human rights;
- a presumption in favour of openness, accountability and transparency;
- setting out what options have been considered;
- setting out reasons for the decision; and
- clarity of aims and desired outcomes.

In exercising discretion, the decision maker must:

- understand the law that regulates the decision making power and gives effect to it. The decision-maker must direct itself properly in law;
- take into account all relevant matters (those matters which the law requires the authority as a matter of legal obligation to take into account);
- leave out of account irrelevant considerations;
- act for a proper purpose, exercising its powers for the public good;
- not reach a decision which no authority acting reasonably could reach, (also known as the "rationality" or "taking leave of your senses" principle);
- comply with the rule that local government finance is to be conducted on an annual basis. Save to the extent authorised by Parliament, 'live now, pay later' and forward funding are unlawful; and
- act with procedural propriety in accordance with the rules of fairness.

## AGENDA

Agendas and papers are now available via the City Council's website

### **1 APOLOGIES AND CHANGES IN PANEL MEMBERSHIP (IF ANY)**

To note any changes in membership of the Panel made in accordance with Council Procedure Rule 4.3.

### **2 ELECTION OF VICE-CHAIR**

Election of Vice-Chair for the Municipal Year 2015/16.

### **3 DECLARATION OF PARTY POLITICAL WHIP**

Members are invited to declare the application of any party political whip on any matter on the agenda and being scrutinised at this meeting.

### **4 DECLARATIONS OF SCRUTINY INTEREST**

Members are invited to declare any prior participation in any decision taken by a Committee, Sub-Committee, or Panel of the Council on the agenda and being scrutinised at this meeting.

### **5 STATEMENT FROM THE CHAIR**

### **6 MINUTES OF THE PREVIOUS MEETING (INCLUDING MATTERS ARISING)** (Pages 1 - 2)

To approve and sign as a correct record the Minutes of the meetings held on 2<sup>nd</sup> February, 2015 and to deal with any matters arising, attached.

### **7 CHILDREN AND FAMILIES - PERFORMANCE** (Pages 3 - 12)

Report of the Head of Legal Services, setting out an overview of performance across the Children and Families Division and detailing the performance indicators, used to measure performance, attached.

Wednesday, 17 June 2015

HEAD OF LEGAL AND DEMOCRATIC SERVICES

**This page is intentionally left blank**

---

CHILDREN AND FAMILIES SCRUTINY PANEL  
MINUTES OF THE MEETING HELD ON 2 FEBRUARY 2015

---

Present: Councillors Keogh, Lewzey, McEwing, Morrell, O'Neill, Dr Paffey and Painton

Apologies: Revd. J Williams

1. **APOLOGIES AND CHANGES IN PANEL MEMBERSHIP (IF ANY)**

It was noted that following receipt of the temporary resignation of Councillor Tucker from the Panel, the Head of Legal and Democratic Services, acting under delegated powers, had appointed Councillor Lewzey to replace him for the purposes of this meeting.

2. **ELECTION OF CHAIR AND VICE-CHAIR**

**RESOLVED** that Councillor Keogh be elected as Chair and Councillor McEwing be elected as Vice-Chair for the remainder of the Municipal Year 2014/2015.

3. **PANEL TERMS OF REFERENCE**

The Panel noted the report of the Assistant Chief Executive setting out the terms of reference, as set out in Appendix 1 to the report.

4. **CHILDREN AND FAMILIES SERVICE - ANNUAL REPORT 2014**

The Panel considered the report of the Director, People, on the first Annual report detailing the priorities and service delivery vehicle for the City's Children and Families service provision.

The Interim Head of Children and Families, together with the Director, People gave a broad overview of the current issue and the plan for the future. Together with how the Service had been reorganised to ensure that there were the best possible outcomes.

**RESOLVED** that a programme would be developed for the Panel to target one area of the Annual report per meeting.

5. **FUTURE MEETING DATES**

The following dates were agreed for future meetings, which would all commence at 5.30pm:

30<sup>th</sup> April, 2015;  
25<sup>th</sup> June, 2015  
20<sup>th</sup> August, 2015;  
22<sup>nd</sup> October, 2015;  
17<sup>th</sup> December, 2015;  
18<sup>th</sup> February, 2016; and  
21<sup>st</sup> April, 2016

**This page is intentionally left blank**



# Agenda Item 7

<b>DECISION-MAKER:</b>	CHILDREN AND FAMILIES SCRUTINY PANEL		
<b>SUBJECT:</b>	CHILDREN AND FAMILIES - PERFORMANCE		
<b>DATE OF DECISION:</b>	25 <sup>th</sup> JUNE 2015		
<b>REPORT OF:</b>	HEAD OF LEGAL AND DEMOCRATIC SERVICES		
<b><u>CONTACT DETAILS</u></b>			
<b>AUTHOR:</b>	<b>Name:</b>	<b>Mark Pirnie</b>	<b>Tel:</b> 023 8083 3886
	<b>E-mail:</b>	<b>Mark.pirnie@southampton.gov.uk</b>	
<b>Director</b>	<b>Name:</b>	<b>Dawn Baxendale</b>	<b>Tel:</b> 023 8083 2966
	<b>E-mail:</b>	<b>Dawn.baxendale@southampton.gov.uk</b>	

## **STATEMENT OF CONFIDENTIALITY**

None

## **BRIEF SUMMARY**

At the meeting the Interim Head of Children and Family Services will be providing the Panel with an overview of performance across the division and developing understanding of the performance indicators, attached as Appendix 1, used to measure performance.

## **RECOMMENDATION:**

- (i) That the Panel consider and challenge the performance of Children and Family Services in Southampton.

## **REASON FOR REPORT RECOMMENDATIONS**

1. To enable effective scrutiny of children and family services in Southampton.

## **ALTERNATIVE OPTIONS CONSIDERED AND REJECTED**

2. None.

## **DETAIL (Including consultation carried out)**

3. In 2014/15 the OSMC agreed to establish a Children and Families Scrutiny Panel to provide robust scrutiny of Children and Families Services in Southampton.
4. To enable the Panel to undertake this role effectively members will be provided with appropriate performance information on a monthly basis and an explanation of the measures.
5. The performance information for May 2015 is attached at Appendix 1. The Cabinet Member for Education and Children's Social Care and the Interim Head of Service have been invited to attend the meeting and provide the performance overview.

## **RESOURCE IMPLICATIONS**

### **Capital/Revenue**

6. None.

**Property/Other**

7. None

**LEGAL IMPLICATIONS**

**Statutory power to undertake proposals in the report:**

8. The duty to undertake overview and scrutiny is set out in Part 1A Section 9 of the Local Government Act 2000.

**Other Legal Implications:**

9. None

**POLICY FRAMEWORK IMPLICATIONS**

10. Improving the effectiveness of the political scrutiny of children's safeguarding will help contribute to the following priorities within the Council Strategy:

- Protecting vulnerable people
- Prevention and early intervention.

**KEY DECISION?** No

<b>WARDS/COMMUNITIES AFFECTED:</b>	None directly as a result of this report
------------------------------------	--

**SUPPORTING DOCUMENTATION**

**Appendices**

1.	Children and Families Scrutiny Panel Dataset – May 2015
2.	Significant Performance Variations – May 2015

**Documents In Members' Rooms**

1.	None
----	------

**Equality Impact Assessment**

Do the implications/subject of the report require an Equality Impact Assessment (EIA) to be carried out.	No
--	----

**Other Background Documents**

**Equality Impact Assessment and Other Background documents available for inspection at:**

Title of Background Paper(s)	Relevant Paragraph of the Access to Information Procedure Rules / Schedule 12A allowing document to be Exempt/Confidential (if applicable)
1. None	

1.	None	
----	------	--

Children and Families Scrutiny Panel Dataset																			
May	2015									Qualitative measures:			Key to direction of travel:						
													Increase: 10% or more		Similar		Decrease: 10% or more		
Measure Ref	Performance Area	Description	May-14	Jun-14	Jul-14	Aug-14	Sep-14	Oct-14	Nov-14	Dec-14	Jan-15	Feb-15	Mar-15	Apr-15	May-15	% change from previous month	12 month average	Max. value in last 12 months	
M1	MASH	Number of contacts received (includes contacts that become referrals)	1157	1303	1256	1031	1279	1241	1100	1055	1280	1207	1235	1132	1156		2	1190	1303
M2	MASH	Number of new referrals of Children In Need	378	510	437	169	377	429	463	341	429	445	424	378	341		-10	395	510
M3	MASH	Percentage of all contacts that become new referrals of Children In Need	33%	39%	35%	16%	29%	35%	42%	32%	34%	37%	34%	33%	29%		-12	33%	42%
M4	MASH	Number of new referrals of children aged 13+ where child sexual exploitation was a factor	16	10	3	2	3	15	7	7	9	9	5	7	6		-14	7	15
M5	MASH	Number of children receiving Universal Help services who are stepped up to for Children In Need assessment	1	2	6	9	13	30	Not updated pending data accuracy work	Not updated pending data accuracy work	Not updated pending data accuracy work	Not updated pending data accuracy work	Not updated pending data accuracy work	Not updated pending data accuracy work	Not updated pending data accuracy work	n/a	12	30	
EH3	Assessments	Number of Single Assessments completed	200	253	320	197	278	368	357	415	299	325	310	226	317		40	305	415
EH4	Assessments	Percentage of Single Assessments completed in 45 working days	66%	74%	83%	83%	77%	80%	90%	86%	84%	81%	94%	80%	70%		-13	82%	94%
CP1	Child Protection	Number of Section 47 enquiries started	130	171	203	123	225	266	205	175	149	150	206	137	156		14	181	266
CP2	Child Protection	Number of Initial Child Protection Conferences held, including Transfer-Ins, excluding temporary	22	45	62	55	39	69	60	54	42	52	57	45	58		29	53	69
CP3	Child Protection	Percentage of Initial Child Protection Conferences held within timescales	77%	87%	47%	58%	79%	75%	55%	81%	48%	87%	84%	49%	28%		-44	65%	87%
CP4	Child Protection	Percentage of Initial Child Protection Conferences resulting in a Child Protection Plan	73%	78%	77%	91%	77%	88%	93%	85%	98%	79%	88%	84%	93%		10	86%	98%
CP5	Child Protection	Percentage of new Child Protection Plans (CPP) where child had previously been subject of a CPP at any time	0%	16%	23%	11%	5%	10%	12%	2%	38%	8%	7%	20%	29%		47	15%	0
CP6B	Child Protection	Number of children with a Child Protection Plan at the end of the month, excluding temporary registrations	236	260	263	300	302	320	346	380	385	388	389	387	392		1	343	392
CP7	Child Protection	Number of ceasing Child Protection Plans, excluding temporary registrations	16	16	43	13	31	42	34	12	43	36	49	43	57		33	35	83%
CP8	Child Protection	Percentage of children subject to a Child Protection Plan seen in the last 14 calendar days	84%	83%	78%	56%	69%	74%	71%	57%	66%	68%	74%	77%	68%		-12	70%	83%

Measure Ref	Performance Area	Description	May-14	Jun-14	Jul-14	Aug-14	Sep-14	Oct-14	Nov-14	Dec-14	Jan-15	Feb-15	Mar-15	Apr-15	May-15	% change from previous month	12 month average	Max. value in last 12 months
LAC1	Looked after Children	Number of Looked after Children at end of period	512	524	546	563	565	570	574	561	561	571	586	615	622	→ 1	572	622
LAC7	Looked after Children	Percentage of Looked after Children visited within timescales	79%	65%	62%	57%	53%	52%	57%	51%	58%	63%	77%	79%	79%	→ 0	63%	79%
LAC8	Looked after Children	Percentage of Looked after Children with an up to date Personal Education Plan	73%	74%	72%	70%	63%	60%	55%	56%	58%	60%	57%	43%	44%	→ 1	59%	74%
LAC2	Looked after Children	Number of new Looked after Children (episodes)	27	33	34	34	28	15	22	11	17	19	22	37	15	↓ -59	24	37
LAC3	Looked after Children	Number of ceasing Looked after Children (episodes)	18	21	12	17	25	11	18	24	17	10	8	6	10	↑ 67	15	25
LAC4	Looked after Children	Number of children leaving care for permanence (where end reason was SGO (E43, E44) or adoption (E11, E12))	4	4	2	4	8	2	5	12	8	1	6	1	3	↑ 200	5	12
LAC5	Looked after Children	Percentage of children leaving care for permanence (where end reason was SGO (E43, E44) or adoption (E11, E12))	22%	19%	17%	24%	32%	18%	28%	50%	47%	10%	75%	17%	30%	↑ 80	30%	75%

**Data notes**

**Single Assessments** - all figures exclude SAs recorded as the vehicle for the RCPC report. The full year figures have been recalculated using 45 working days as the timescale.

**CiN and EH numbers** - withdrawn pending data accuracy work. Numbers for previous months may not be correct.

**Step-up numbers** - may also be affected by data accuracy issues.

**LAC8** - Children in care for more than 28 days, over the age of 2 ½ with a PEP in the last six months are considered to have a valid PEP.

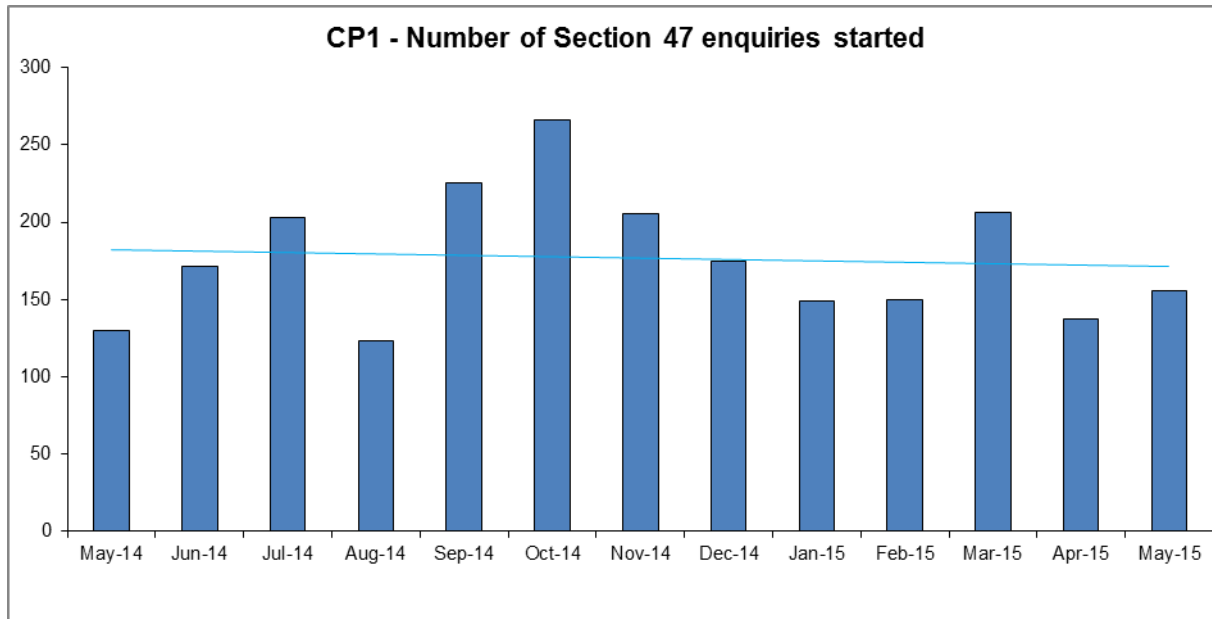
**M7 - Number of new referrals to the Multi-Agency Safeguarding Hub (MASH)** - this measure is now redundant and has been removed.

### Monthly Report – May 2015

#### Quantitative measures: significant changes (+/-10%)

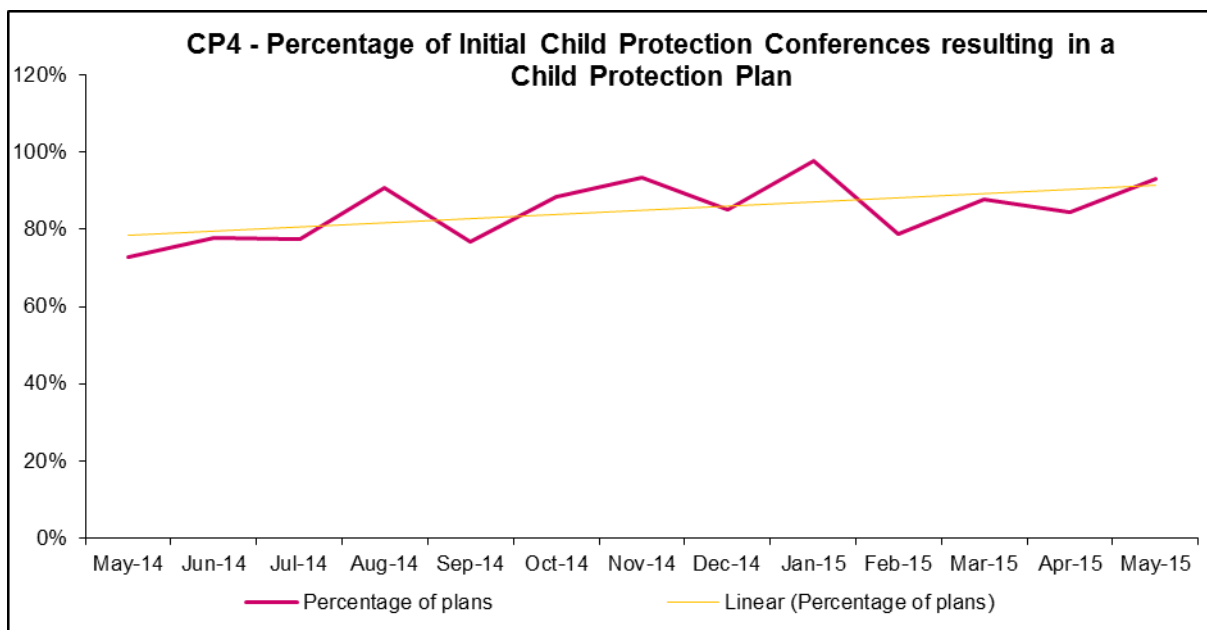
##### CP1 - Number of Section 47 enquiries started

Despite a slight downward trend over the course of the year due to the higher mid-year figures, May saw a 14% increase compared to April. This is still below the 12 month average of 166.



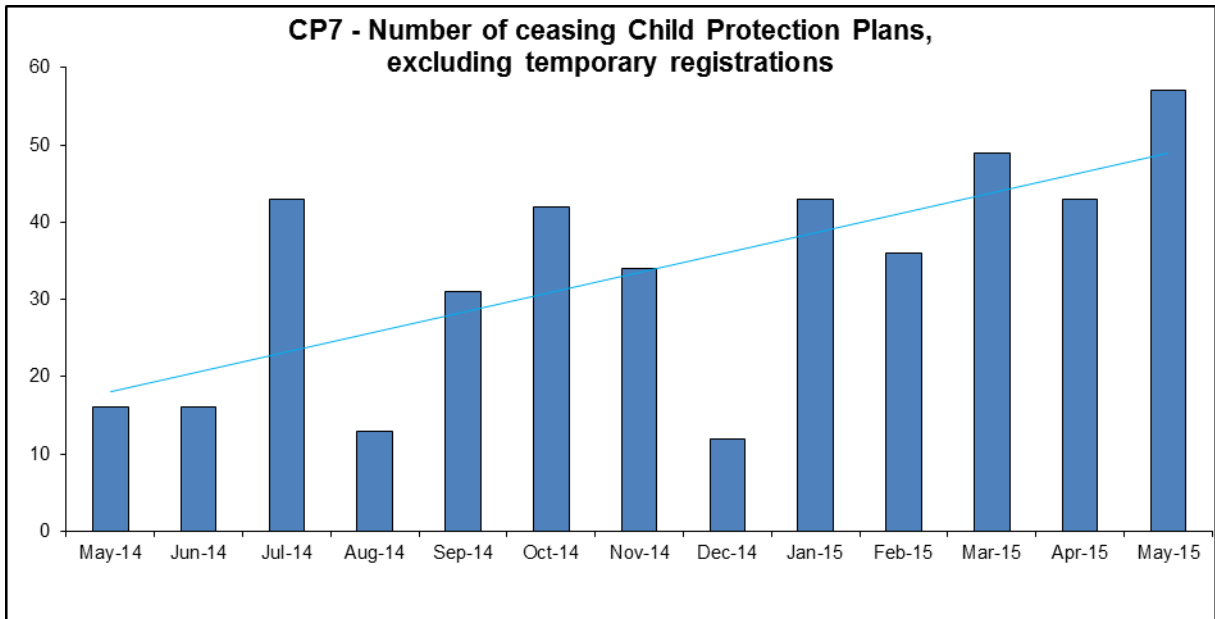
##### CP4 – Percentage of Initial Child Protection Conferences resulting in a Child Protection Plan

This month's figure (93%) is both above the 12 month average of 80%, and the figure for the same period last year when the percentage was 73%.



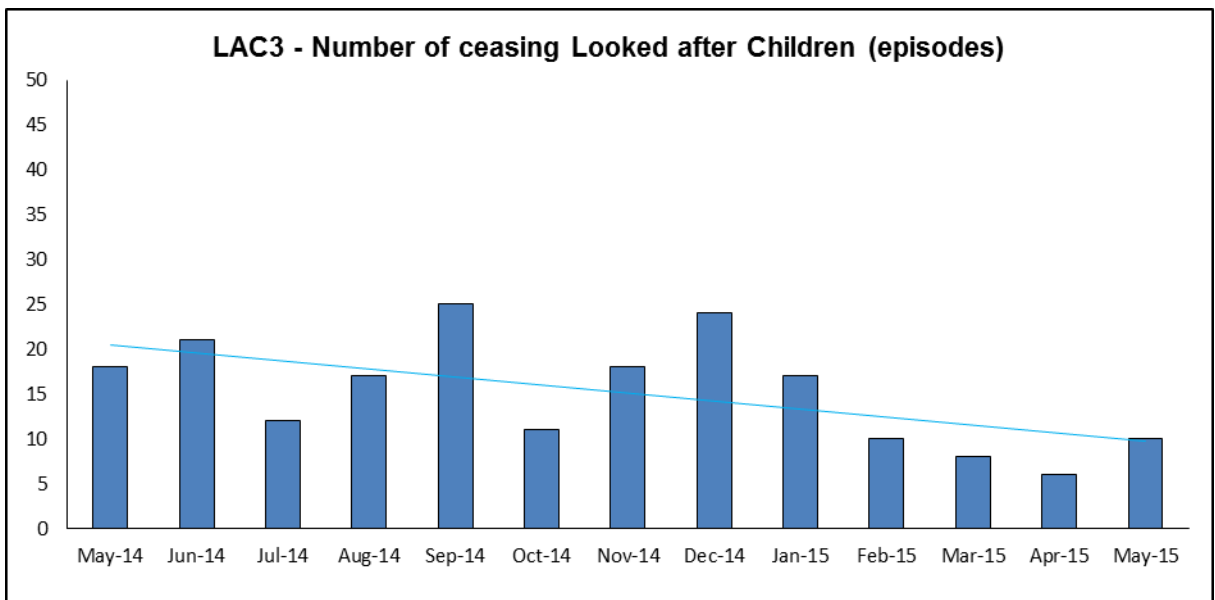
### CP7 - Number of ceasing Child Protection Plans, excluding temporary registrations

There has been a steep upward trend over the course of the year, with the current month's figure up by 33% compared to the previous month. The current month is both above the 12 month average of 34 and a significantly increased compared to the same month last year, when the figure was 16.



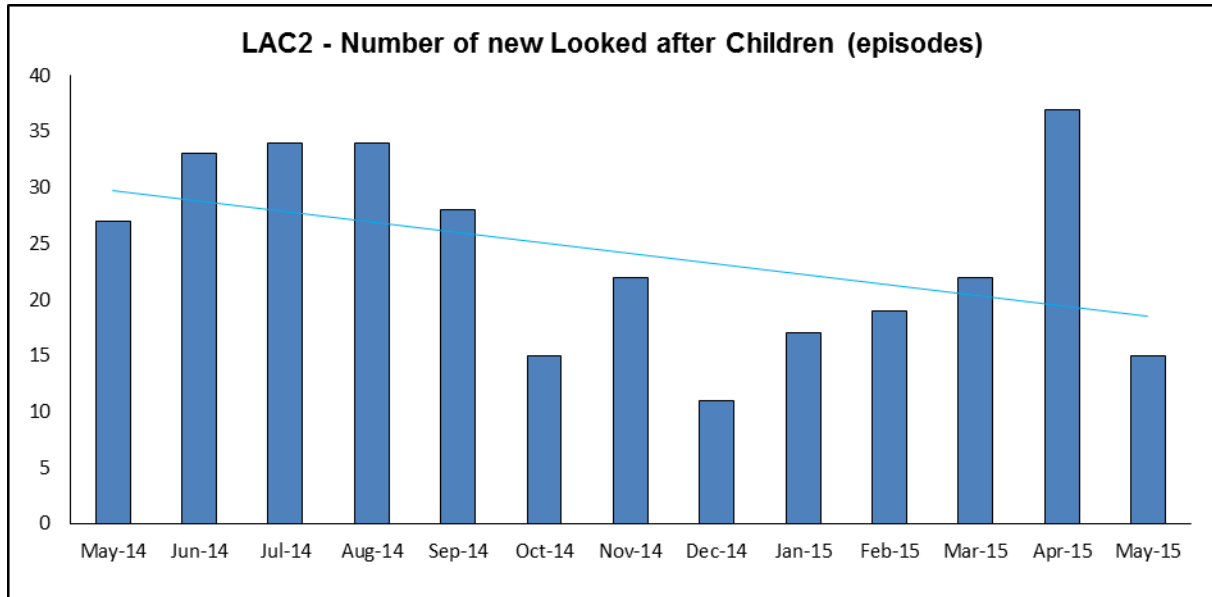
### LAC3 - Number of ceasing Looked after Children (episodes)

There has been an increase of 67% compared to the previous month, but the figure is below the 12 month average of 13. However, there has been a continued downward trend over the course of the year.



### LAC2 - Number of new Looked after Children (episodes)

In the previous month, this figure was exceptionally high compared to previous months, but May has seen a 59% month on month decrease to 15, which is below the 12 month average of 21 and below the figure for the same period last year. This measure has seen a lot of variation over the course of the year.

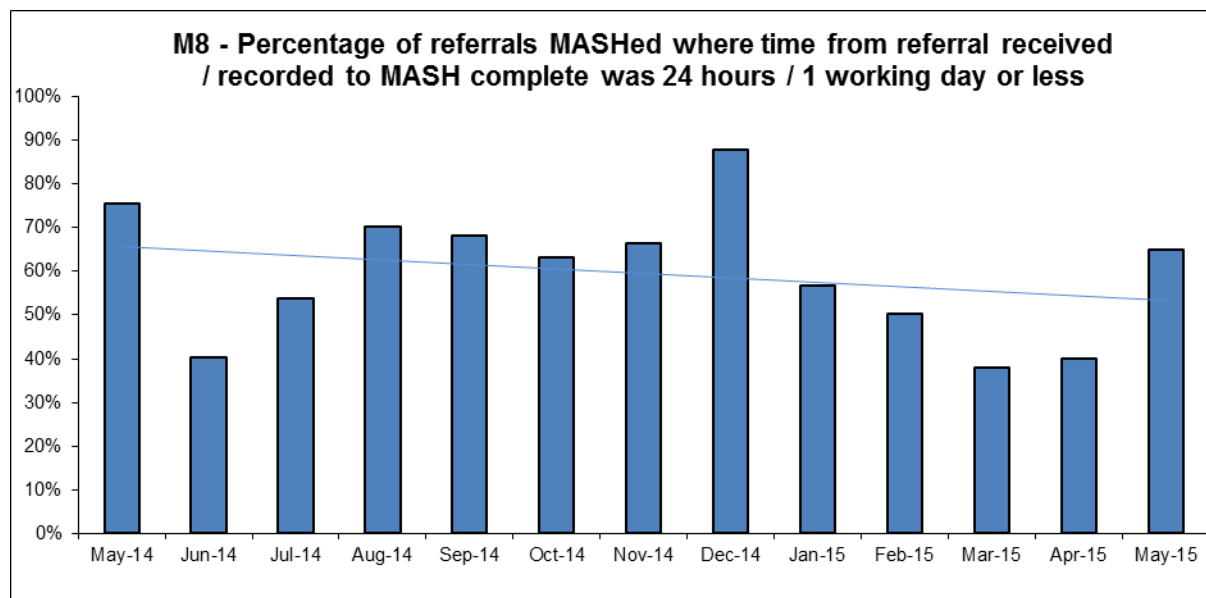


## Qualitative measures: significant changes (+/-10%)

Positive change – negative change

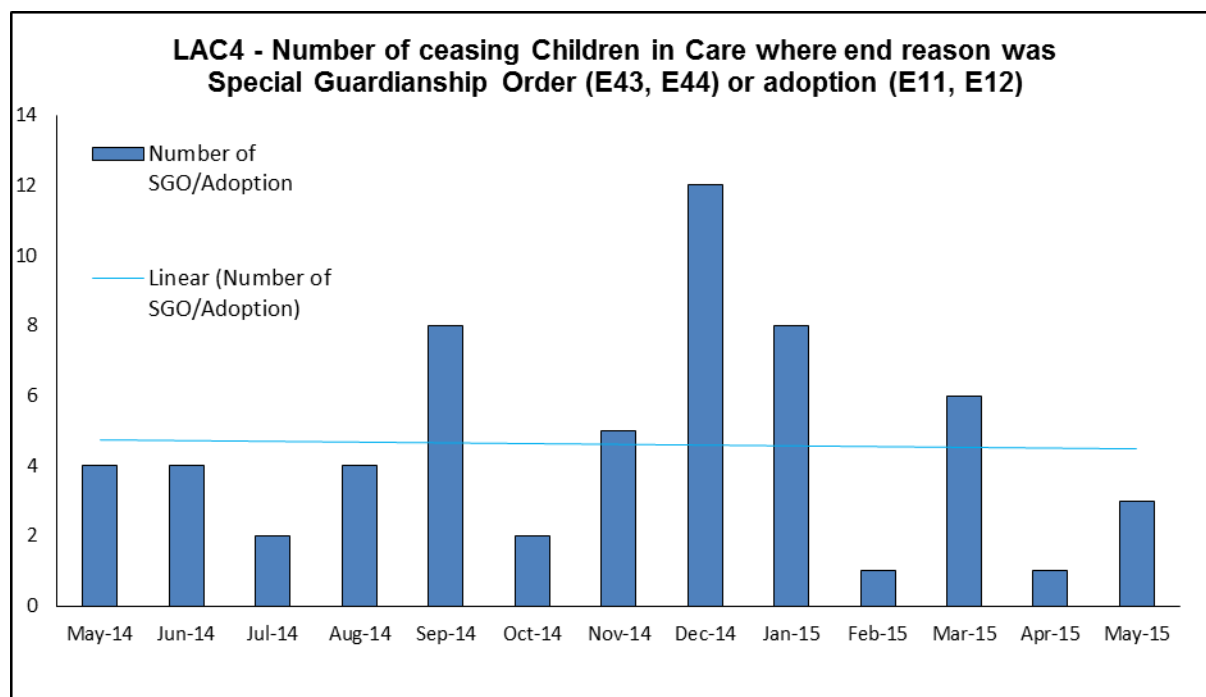
### M8 - Percentage of referrals dealt with by MASH where time from referral received / recorded to completion by MASH was 24 hours / 1 working day or less

The May figure of 65% represented an increase of 63% compared to the previous month, bringing the figure above the 12 month average of 60%, but still below the 76% reported in the same period last year.



### LAC4 – Number of children leaving care for permanence (where end reason was SGO (E43, E44) or adoption (E11, E12))

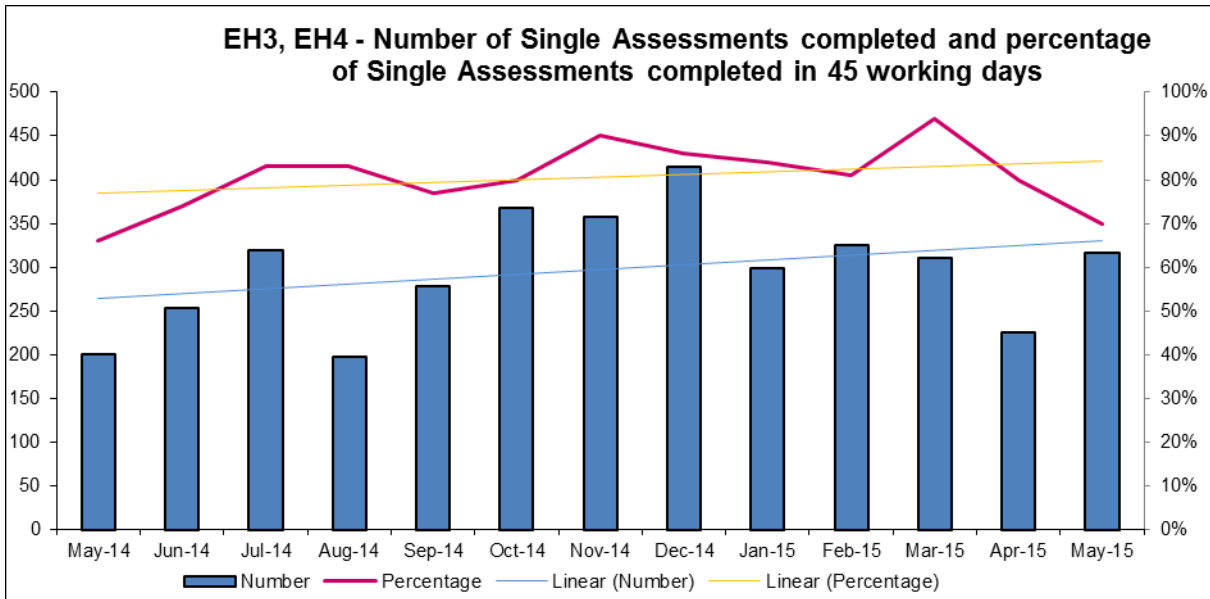
In May, 3 children left care for permanence, compared to 1 in April. There has been a lot of variation in the percentage measure over the last 12 months, which is due to the very low volumes reported; the 12 month average for the number of children leaving care is 5.





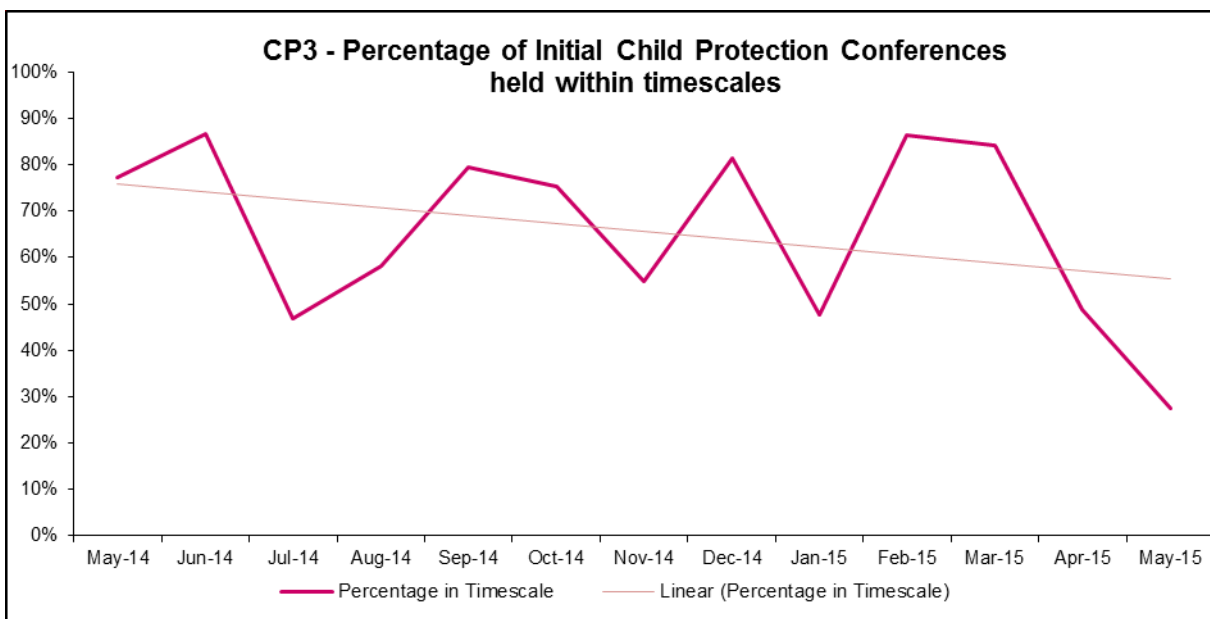
**EH3, EH4 - Number of Single Assessments completed, and percentage of Single Assessments completed within 45 working days**

Whilst there was an increase of 40% in the number of Single Assessments completed compared to the previous month, the percentage completed within timescale has decreased by 13%.



**CP3 - Percentage of Initial Child Protection Conferences held within timescales**

May saw a decrease to 28%, representing a 44% fall from the previous month and continuing a significant downward trend since March. The May figure is significantly lower than the 12 month average of 54%.



**CP8 - Percentage of children subject to a Child Protection Plan seen in the last 14 calendar days**

There has been a 12% decrease compared to April but the figure is still above the 12 month average of 62%. There is a downward trend on this figure, compared to the high figures in May and June 2014.

